
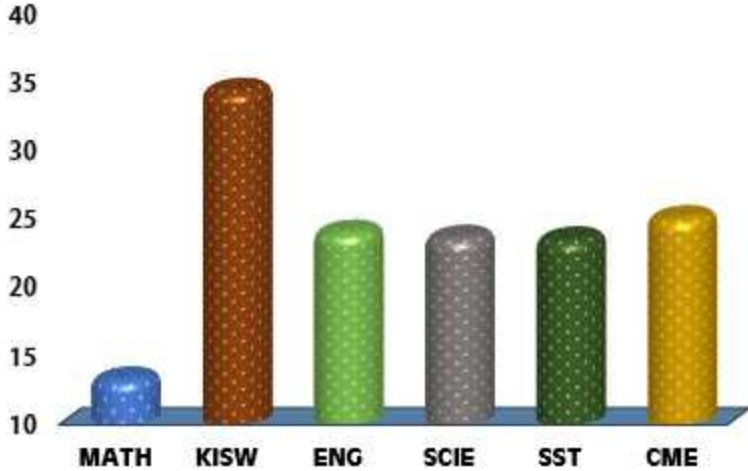


	<b>TUMAINI JEMA</b>				
<b>REGION: TANGA</b>	<b>SCHOOL AVERAGE:</b>	<b>24.1</b>	<b>DISTRICT: HANDENI</b>		
<b>SUBJECT AND GRADE PERFORMANCE ANALYSIS</b>					
<b>SUBJECT RANKING</b>					
KISWAHILI	34.5	69%	1		
CIVIC AND MORAL EDUCATION	25.2	50%	2		
ENGLISH	24.1	48%	3		
SCIENCE	23.7	47%	4		
SOCIAL STUDIES	23.6	47%	5		
MATHEMATICS	13.3	27%	6		
<b>SUBJECT GRADE ANALYSIS</b>					
<b>SUBJECT/GRADE</b>	<b>A</b>	<b>B</b>	<b>C</b>	<b>D</b>	<b>F</b>
MATHEMATICS	0	0	1	12	5
KISWAHILI	4	10	4	0	0
ENGLISH	1	0	13	4	0
SCIENCE	0	4	10	2	2
SOCIAL STUDIES	1	4	6	7	0
CIVIC AND MORAL	0	5	8	4	1
<b>OVERALL GRADE ANALYSIS</b>					
<b>A</b>	<b>0</b>	<b>18</b>	0%		
<b>B</b>	<b>2</b>		2%		
<b>C</b>	<b>13</b>		16%		
<b>D</b>	<b>3</b>		4%		
<b>F</b>	<b>0</b>		0%		
<b>CHART SUBJECT ANALYSIS</b>					
					
<b>BOYS VS GIRLS PERFORMANCE</b>					
		<b>SAT</b>			<b>TOTAL</b>
11		7	18		
<b>24%</b>		<b>25%</b>			
<b>SEATED</b>					
<b>ABSENTEES</b>					
<b>PASSED</b>					
<b>FAILED</b>					
		18			100%
		0			0%
		15			83%
		3			17%

NO	NAME	SEX	MATH		KISW		ENG		SCI		SST		CME		TOTAL	AVG	GRADE	POS
1	NURHAIA K. ALLY	F	25	C	43	A	43	A	35	B	43	A	37	B	226	37.7	B	1
2	JOSHUA JOSEPH	M	20	D	42	A	28	C	34	B	34	B	28	C	186	31.0	B	2
3	MSINDIMA T. NGADE	F	18	D	43	A	25	C	30	C	30	C	32	B	178	29.7	C	3
4	EZEKIEL S. SENZIGHE	M	20	D	35	B	26	C	32	B	33	B	28	C	174	29.0	C	4
5	JOHN J. MWAKYUSA	M	10	E	37	B	28	C	31	B	32	B	28	C	166	27.7	C	5
6	ANUBI S. CHOTIMBAO	M	11	D	38	B	24	C	26	C	25	C	34	B	158	26.3	C	6
7	HAPPY J. WILSON	F	15	D	21	C	30	C	21	C	32	B	31	B	150	25.0	C	7
8	ELISHA E. MSUYA	M	15	D	32	B	26	C	27	C	26	C	23	C	149	24.8	C	8
9	CATHERINE BN. MBWAMBO	F	12	D	34	B	22	C	22	C	23	C	31	B	144	24.0	C	9
10	JAMES A. MBELWA	M	13	D	29	C	23	C	24	C	19	D	28	C	136	22.7	C	10
11	GEORGE G. KAHELA	M	11	D	31	B	24	C	20	D	21	C	25	C	132	22.0	C	11.5
12	KARIM S. NGALAWA	M	12	D	36	B	20	D	21	C	21	C	22	C	132	22.0	C	11.5
13	SHAHRUN D. MWEGIO	M	12	D	36	B	21	C	23	C	12	D	27	C	131	21.8	C	13
14	ZUWENA S. ALLY	F	7	E	38	B	25	C	26	C	17	D	17	D	130	21.7	C	14
15	IBRAHIM K. ALLY	M	10	E	45	A	15	D	17	D	18	D	20	D	125	20.8	C	15
16	SUHEILA Z. MEHBOOB	F	12	D	28	C	21	C	22	C	15	D	19	D	117	19.5	D	16
17	BLEPHANIA S. MAJIYABULULU	F	7	E	32	B	14	D	8	E	12	D	14	D	87	14.5	D	17
18	KELVIN R. KIMARO	M	10	E	21	C	19	D	8	E	12	D	9	E	79	13.2	D	18